

Instalare Allplan 2020 cu licență educațională

Licențele educaționale pentru Allplan 2020 sunt disponibile exclusiv pe site-ul [Allplan Campus](#).

The screenshot shows the Allplan Campus website interface. At the top left is the Allplan logo with the tagline 'A HESSELBACHER COMPANY'. The navigation menu includes 'Download', 'Licence', 'Training', 'Forum', 'Support', and 'Content'. A dropdown menu is open under 'Content', listing 'Contact', 'Imprint', 'Terms of use', and 'Privacy Policy'. Below the navigation is a search bar and a login/register section with fields for 'Username or email' and 'Password', a 'Login now' button, and a 'Not registered? Help us your password?' link. The main content area features the slogan 'SIMPLY. KNOW. MORE. WITH ALLPLAN CAD' and a paragraph about BIM software. Below this is a call to action 'See for yourself and become a part of the Allplan Campus Community!' and a descriptive sentence about Allplan Campus. A large banner image shows three people looking at a screen, with the Allplan Campus logo and a 'REGISTER NOW' button. Below the banner are six promotional tiles: 'ALLPLAN 2019' with a 'Download Now' button; 'ALLPLAN BIMPLUS' with a 'Get your team' button; 'ALLPLAN SHARE' with a 'Get Allplan Share Student' button; 'START LIKE A PRO' with a 'Watch Video now' button; 'WEBINAR' with a 'Watch now' button; and 'ALLPLAN FORUM' with a description 'Exchange information and tips. Get help'.

- Pentru a vă crea cont de utilizator faceți click pe butonul [Not registered?](#)
- Se va deschide următoarea pagină unde trebuie să completați toate câmpurile pentru crearea contului.



ALLPLAN CAMPUS – YOUR SERVICE PLATFORM!

Whether the issue relates to questions, tips or current information about Allplan – as a member of Allplan Campus, you can exchange information around the world quickly and easily. From the user forum to countless downloads, from online libraries and training services right through to technical support – a comprehensive range of services is waiting for you.

Have a look for yourself and become part of the Allplan community.
Registration is free!

Please read this before registration

- Members of Allplan Connect can use their Login data and password and start using Allplan Campus
- You can also use the email address and the password of an existing Allplan Bimplus account to login.
- Students with valid login from Allplan Campus are asked to register new as their previous login data is not valid any more.

REGISTER NOW


* Mandatory field

* Username	* Password	* Repeat Password
<input type="text"/>	<input type="password"/>	<input type="password"/>
* Email	* Repeat Email	
<input type="text"/>	<input type="text"/>	

Personal Data

* Salutation	* Firstname	* Lastname	* Phone
<input type="text" value="Mr."/> ▼	<input type="text"/>	<input type="text"/>	<input type="text"/>
* Country	* Zipcode	* City	* Street and number
<input type="text"/> ▼	<input type="text"/>	<input type="text"/>	<input type="text"/>

Security Code



If you can't read the word, [click here](#).

* Please enter the code shown in the picture to the left.

- Yes, I would like to be informed about news on ALLPLAN Campus services via email. (I can unsubscribe at any time)
- * I agree to the [ALLPLAN terms of use](#) and acknowledge the [privacy policy](#)

[Register now](#)

- După crearea contului veți primi un e-mail cu link pentru a-l activa.
- Intrați pe site utilizând contul dvs.
- Accesați secțiunea [Download](#) și alegeți opțiunea [Allplan student version](#) pentru a descărca programul.



Allplan student version

System requirements



all plan

logout

YOUR REGISTRATI

Your registration was successful. You are now an Allplan Campus user.

Check out Allplan Campus and go to [Home](#) now.

- Se va deschide o nouă fereastră unde veți completa câmpurile ca în poza de mai jos.



all plan

logout

DOWNLOAD STUDENT VERSION

As a student you can download and use the current version of Allplan CAD software for non-commercial purposes for free. You get the full functionality of Architecture and Civil Engineering in all available languages.

The installation packages can be used as follows:

- New Installations
- To upgrade from earlier major versions
- to update to a service release within a version

Please read the section below called **MORE INFORMATION >>** carefully before you begin your download.

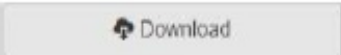


Please [order licence codes](#) to access the download overview.

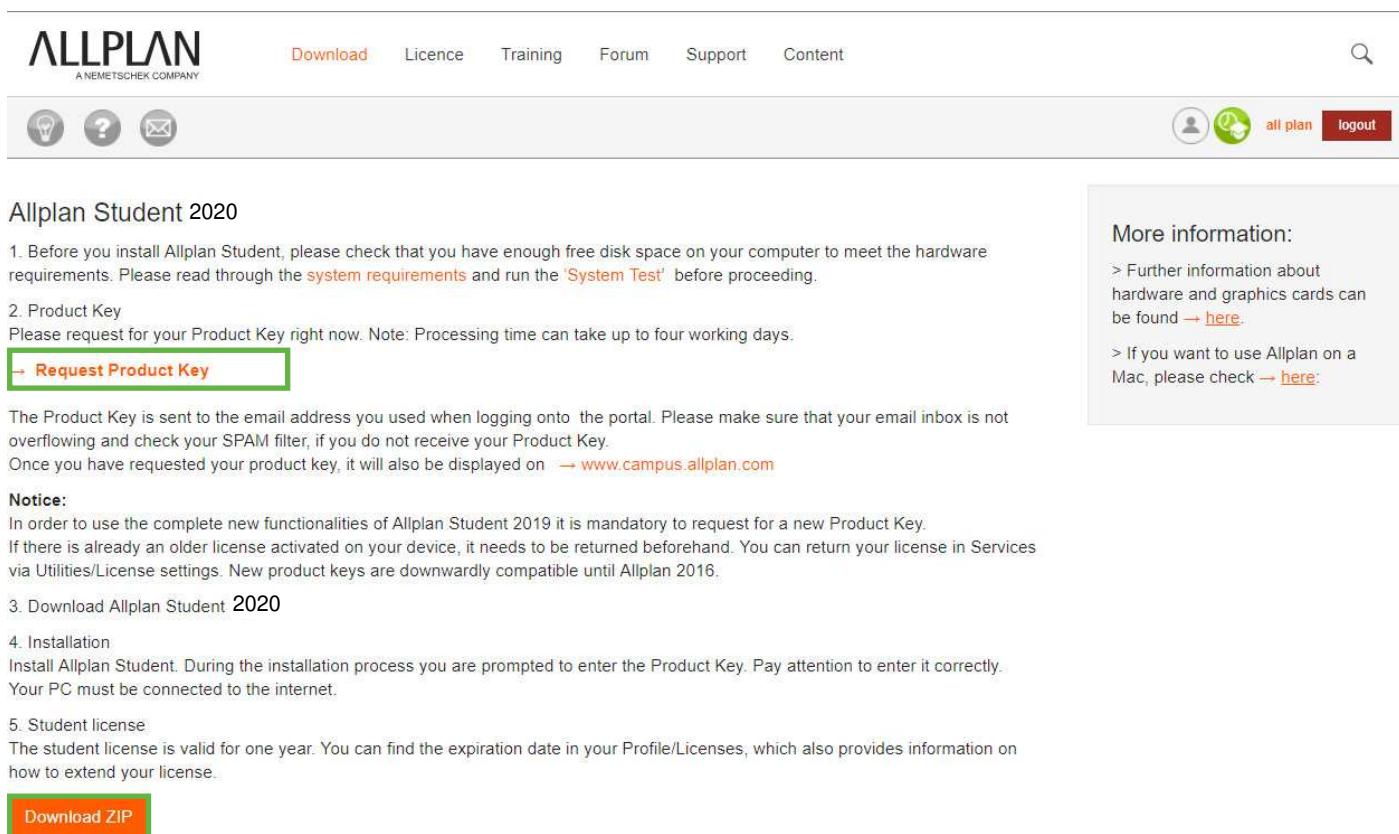
Latest installation
packages (1)

Allplan Student 2020

Software: Allplan
Version: 2020

Read more >

- După ce faceți click pe butonul  Download
- În fereastra următoare puteți face click pe butonul  Download ZIP pentru a descărca programul și click pe butonul  Request Product Key pentru a crea cererea de licență.



ALLPLAN
A NEMETSCHER COMPANY

Download Licence Training Forum Support Content

all plan logout

Allplan Student 2020

1. Before you install Allplan Student, please check that you have enough free disk space on your computer to meet the hardware requirements. Please read through the [system requirements](#) and run the 'System Test' before proceeding.
2. Product Key
Please request for your Product Key right now. Note: Processing time can take up to four working days.
[Request Product Key](#)
3. Download Allplan Student 2020
4. Installation
Install Allplan Student. During the installation process you are prompted to enter the Product Key. Pay attention to enter it correctly. Your PC must be connected to the internet.
5. Student license
The student license is valid for one year. You can find the expiration date in your Profile/Licenses, which also provides information on how to extend your license.

[Download ZIP](#)

More information:

> Further information about hardware and graphics cards can be found [→ here](#).

> If you want to use Allplan on a Mac, please check [→ here](#):

- După ce ați făcut click pe butonul  Request Product Key pe fereastra de mai jos, pe care o veți completa cu datele dvs. Pentru a confirma datele și a trece la pasul următor faceți click pe butonul

[Continue](#)



▼ [Get a student license](#)

- ▼ Provide complete information
- ▼ Submit Proof of Student Status
- ▼ Examination of evidence
- ▼ Release and delivery of the Product Key / license codes.
- ▼ Request License

▼ License extension

Step 1

Step 2

Step 3

Step 4

<p>Country of Educational Institution *</p> <div style="border: 1px solid #ccc; padding: 2px;">România ▼</div> <p>Type of Educational Institution *</p> <div style="border: 1px solid #ccc; padding: 2px;">University ▼</div> <p>School / Educational Institution *</p> <div style="border: 1px solid #ccc; padding: 2px;">Universitatea de Arhitectura si Urbanism "Ion Mincu" Bucuresti ▼</div> <p>Course / Degree program *</p> <div style="border: 1px solid #ccc; padding: 2px;">Architecture and/or Urbanistics ▼</div>	<p>Degree *</p> <div style="border: 1px solid #ccc; padding: 2px;">Master degree ▼</div> <p>Current semester / year of education *</p> <div style="border: 1px solid #ccc; padding: 2px;">1. / 2. Master ▼</div> <p>Student until *</p> <div style="border: 1px solid #ccc; padding: 2px;">2019 ▼</div> <p>Type *</p> <p><input checked="" type="radio"/> Student/Pupil <input type="radio"/> Teacher/Instructor</p>
---	--

Continue

- La pasul următor trebuie să atașați o copie a carnetului de student și vizarea anului universitar în curs, făcând click pe opțiunea [Choose File](#). Bifați și opțiunea de acceptare a termenilor și condițiilor de licențiere apoi, faceți click pe butonul Submit



▾ Get a student license

▾ License extension

Step 1

Step 2

Step 3

Step 4

Proof of student/educational/teacher status *

No file chosen
(jpg, png, pdf max 2 MB)

Comment (maybe special reason why you need a licence)

Maximum 400 chars allowed

Accept terms and conditions *

Allplan Student Version

A commercial or professional use of content and services by the user or by third parties is not permitted. Failure to comply will void the user's permission on a regular basis and will be prosecuted. In addition, we reserve the right to assert claims for damages explicitly.



▾ Get a student license

▾ License extension

Step 1

Step 2

Step 3

Step 4

Data submitted at 14.02.2019 - 15:28. Verification in progress.

Actually we have 60 other users waiting for verification. Please have patience. It may take up to 3 working days.

FOLLOW US ON



ADMIN

[Licence](#)
[Edit Profile](#)

ALLPLAN

[Allplan](#)
[Allplan Connect](#)

OTHERS

[Contact](#)
[Imprint](#)
[Terms of use](#)
[Privacy Policy](#)

- După verificarea carnetului de student încărcat pe Allplan Campus, veți primi un e-mail de confirmare, iar codul de licență va apărea pe profilul dumneavoastră. În cazul în care ați mai avut licență educațională, pe pagină vor apărea un **Product Key** pentru **Allplan 2020** și **ID Client, CD Key** pentru versiunile anterioare ale programului.

ALLPLAN
A NEMETSCHek COMPANY

Download Licence Training Forum Support Content

WELCOME TO ALLPLAN CAMPUS

Please take a look around, there is much to discover.
The student version can be found the DOWNLOAD section.
Do you need licensing code information? This information you can ask for right here.

Product Key
Valid until: 26.10.201
License codes
Client ID:
CD Key:
Created: 26.10.201

Request License

ALLPLAN 2019
» More details here | » Download Now

ALLPLAN BIMPLUS
» More details here | » Get your team

ALLPLAN SHARE
» More details here | » Get Allplan Share Student

- Deschideți **Services/Allmenu 2020** în modul **Run as Administrator** și în meniul **Utilities/Utilitare**, selectați **License Settings/Setari licenta**. În secțiunea **License Activation/Activare licenta** introduceți **Product Key** – ul primiți pe Allplan Campus. În acest moment, licența va fi activată.

ALLPLAN

Activare licenta

Selectare licenta

Rulare ca Viewer

Introduceti aici cheia de produs:

#####-#####-#####-#####-#####-#

Licente activate	Post
Allplan Student	<input checked="" type="checkbox"/>

Actualizare licenta

Retunare licenta

Nu aveti inca o cheie de produs?

Inchidere

Succes! [Echipa ALLBIM NET](#)